



Accountability Information for 2022-2023 Goal Setting

December 12, 2022


GOAL 1
THRIVING
STUDENTS

- **Review** the structure of the A-F Accountability System
- **Preview** changes coming to the STAAR test and the A-F Accountability System
- **Look forward to** further learning on both topics



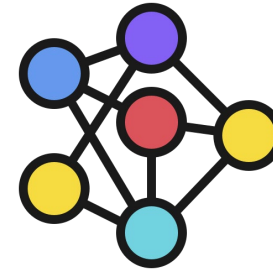
Two Sets of Big Changes



Accountability System (A-F Refresh)






STAAR Redesign



Accountability System



Accountability System (A-F Refresh)	
Domain 1: Student Achievement   	

K-8 campuses

100% STAAR

High Schools and Districts




40% STAAR

40% College, Career and Military
Readiness (CCMR)

20% Graduation Rate

Accountability System







Accountability System (A-F Refresh)	
<p>Domain 1: Student Achievement</p> <p>STARR </p> 	<p>Domain 2A: School Progress Academic Growth</p> 

Are students making one year's growth in one year's time?

Measured using STARR

Accountability System








Accountability System (A-F Refresh)	
<p>Domain 1: Student Achievement</p> <p>STAR </p> 	<p>Domain 2A: School Progress Academic Growth</p> 
<p>Domain 2B: School Progress Relative Performance</p> 	

How does my school/district performance compare to others that have a similar percentage of economically disadvantaged students?

Measured using STAAR (K-8) and STAAR/CCMR (high schools and districts)

Accountability System








Accountability System (A-F Refresh)	
<p>Domain 1: Student Achievement</p>  	<p>Domain 2A: School Progress Academic Growth</p> 
<p>Domain 2B: School Progress Relative Performance</p> 	<p>Domain 3: Closing the Gaps</p> 

Compared to federally set targets, how is each *group* of students doing in my school/district?

Measured using Domain 1 and Domain 2A for each group of students

Accountability System



Accountability System (A-F Refresh)	
<p>Domain 1: Student Achievement</p>  	<p>Domain 2A: School Progress Academic Growth</p> 
<p>Domain 2B: School Progress Relative Performance</p> 	<p>Domain 3: Closing the Gaps</p> 

To calculate an overall letter grade:

Best score in Domain 1, 2A or 2B x 70%

+

Score in Domain 3 x 30%

=

Total Score (A-F)

Accountability System



Accountability System (A-F Refresh)	
Domain 1: Student Achievement 68	Domain 2A: School Progress Academic Growth 92
Domain 2B: School Progress Relative Performance 73	Domain 3: Closing the Gaps 82

To calculate an overall letter grade:

$$\begin{aligned} &\text{Best score in Domain 1, 2A or 2B} \times 70\% \\ &+ \\ &\text{Score in Domain 3} \times 30\% \\ &= \\ &\text{Total Score (A-F)} \end{aligned}$$

$$92 \times 70\% = 64$$

$$82 \times 30\% = 25$$

$$\text{Total} = 89 \text{ (B)}$$

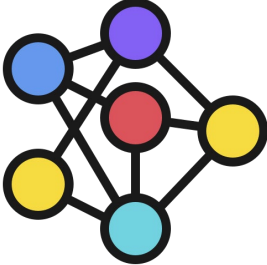
Two Sets of Big Changes



Accountability System (A-F Refresh)	
<p>Domain 1: Student Achievement</p> <p>STAR</p>	<p>Domain 2A: School Progress Academic Growth</p>
<p>Domain 2B: School Progress Relative Performance</p>	<p>Domain 3: Closing the Gaps</p>

STAAR Redesign	

The STAAR Redesign “**prioritizes cross-curricular reading language arts passages that students have learned about in other classes.**”

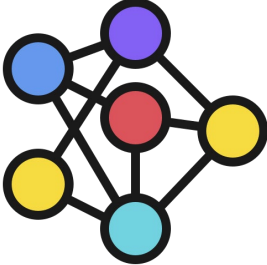

STAAR Redesign	
<p>Cross-Curricular Passages</p>  A network diagram consisting of six interconnected nodes. The nodes are colored: one purple, one blue, one red, one yellow, one cyan, and one yellow. They are connected by black lines, forming a complex web of relationships. <pre>graph TD; N1((Purple)) --- N2((Blue)); N1 --- N3((Red)); N1 --- N4((Yellow)); N2 --- N3; N2 --- N5((Cyan)); N3 --- N4; N3 --- N6((Yellow)); N4 --- N6; N5 --- N6;</pre>	

STAAR Redesign



The redesigned STAAR test is capped: **no more than 75%** of questions can be multiple choice.

There are 14 new item types that can be included across the tested content areas.

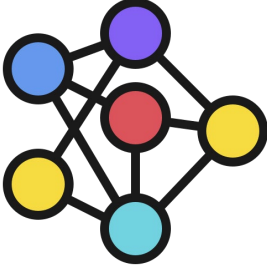


STAAR Redesign	
<p>Cross-Curricular Passages</p>  A network diagram icon consisting of six colored circles (blue, purple, red, yellow, cyan) connected by black lines, representing cross-curricular connections.	<p>New Question Types</p>  An icon representing various question types, featuring a yellow speech bubble with a question mark, a white speech bubble with three exclamation points, a blue speech bubble with three horizontal lines, and a red speech bubble with three dots.

STAAR Redesign



All reading/language arts tests in grades 3 – English II will require extended written responses based on evidence from one or more passages.

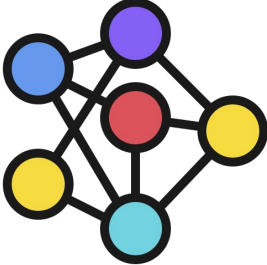



Previously only 4th, 7th and English I & II required extended writing, and 4th and 7th grade focused on personal experience.

STAAR Redesign	
<p>Cross-Curricular Passages</p>  A network diagram icon consisting of six colored circles (blue, purple, red, yellow, cyan, and yellow) connected by black lines, representing cross-curricular connections.	<p>New Question Types</p>  An icon representing new question types, featuring a yellow speech bubble with a question mark, a white speech bubble with three exclamation points, a blue speech bubble with three horizontal lines, and a red speech bubble with three dots.
<p>Evidence-Based Writing</p>  An icon showing a hand holding a pink pencil writing on a sheet of paper with horizontal lines, representing evidence-based writing.	

STAAR Redesign



All STAAR tests will now be administered online.


STAAR Redesign	
Cross-Curricular Passages  A network diagram icon consisting of six colored circles (blue, purple, red, yellow, cyan, and yellow) connected by black lines, representing cross-curricular connections.	New Question Types  An icon representing new question types, featuring a yellow speech bubble with a question mark, a white speech bubble with three exclamation points, a blue speech bubble with three horizontal lines, and a red speech bubble with three dots.
Evidence-Based Writing  An icon showing a hand holding a pink pencil writing on a document with horizontal lines, representing evidence-based writing.	Online Testing & Accommodations  An icon of a computer monitor displaying a document with green checkmarks and a pink arrow pointing to a specific section, representing online testing and accommodations.

Two Sets of Big Changes



Accountability System (A-F Refresh)

Domain 1: Student Achievement




Domain 2A: School Progress Academic Growth



Domain 2B: School Progress Relative Performance



Domain 3: Closing the Gaps



STAAR Redesign


Cross-Curricular Passages



New Question Types



Evidence-Based Writing



Online Testing & Accommodations



Because of these changes,
“this year’s ratings can’t be easily
compared with the prior year.”

Commissioner of Education’s Superintendent Call // A-F Refresh, 12.1.22

- STAAR performance standards are changing
- Undefined / moving target
- Inability to compare prior year to current year
- Distinctions (comparisons) will be relatively **stable** *(will likely provide the most reliable measurement)*

Further Learning



Month	Topic
January	The Inner Workings of the A-F Accountability System
February	A-F Accountability Changes and Potential Impact
March	Going Deep with the STAAR Redesign
April	“What If?” Ratings and A-F Refresh Updates



Accountability Information for 2022-2023 Goal Setting

December 12, 2022

GOAL 1
THRIVING
STUDENTS