



Crowley Independent School District Financial Report

Date: 10/24/2024

for the month of: **September 2024**

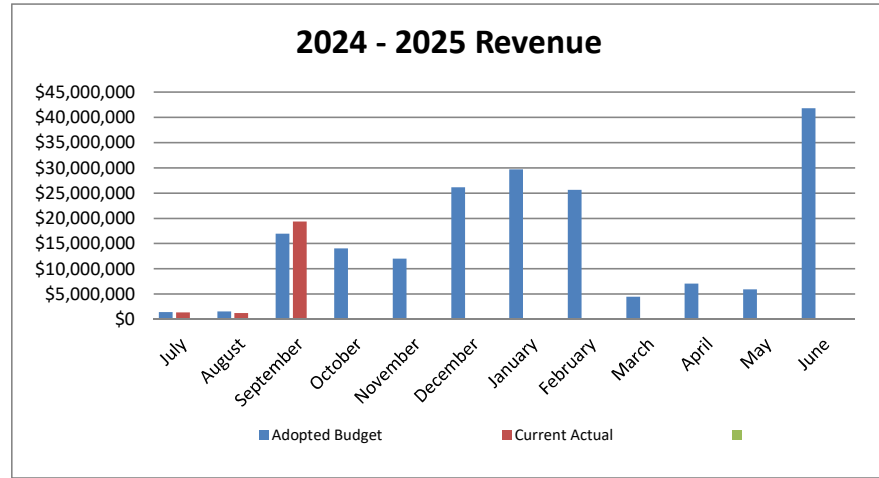
199	General Operating Fund
240	Child Nutrition Fund
599	Debt Service Fund



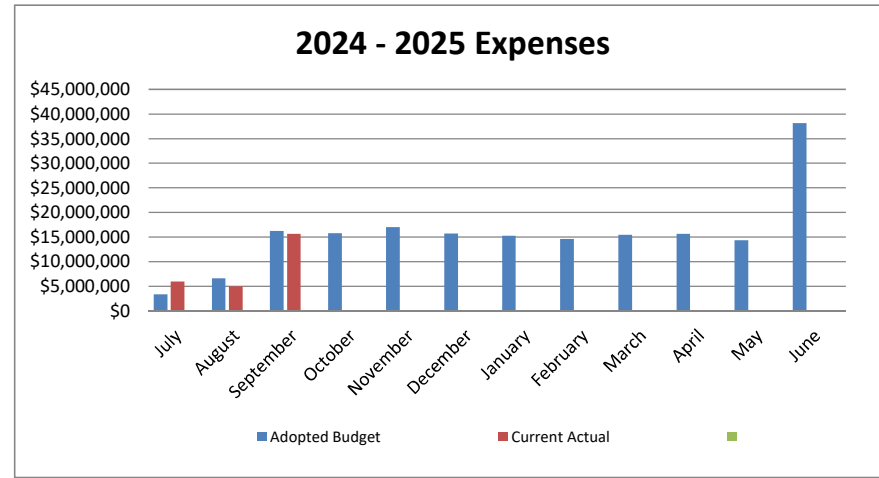
Crowley ISD 2024 - 2025 Financial Report - General Operating (M&O)

September 2024

Revenue			
Month	Adopted Budget	Current Actual	Variance
July	\$1,392,779	\$1,351,985	\$40,793
August	\$1,547,465	\$1,215,478	\$331,987
September	\$16,940,483	\$19,368,045	-\$2,427,563
October	\$14,031,233	\$0	\$14,031,233
November	\$11,993,151	\$0	\$11,993,151
December	\$26,117,816	\$0	\$26,117,816
January	\$29,668,447	\$0	\$29,668,447
February	\$25,604,363	\$0	\$25,604,363
March	\$4,438,300	\$0	\$4,438,300
April	\$7,053,280	\$0	\$7,053,280
May	\$5,883,384	\$0	\$5,883,384
June	\$41,764,758	\$0	\$41,764,758
Year to Date	\$186,435,457	\$21,935,509	\$164,499,948



Expenses			
Month	Adopted Budget	Current Actual	Variance
July	\$3,408,157	\$5,964,362	-\$2,556,205
August	\$6,602,299	\$4,989,374	\$1,612,925
September	\$16,226,605	\$15,687,822	\$538,783
October	\$15,764,700	\$0	\$15,764,700
November	\$17,055,857	\$0	\$17,055,857
December	\$15,749,587	\$0	\$15,749,587
January	\$15,306,014	\$0	\$15,306,014
February	\$14,627,698	\$0	\$14,627,698
March	\$15,492,963	\$0	\$15,492,963
April	\$15,655,318	\$0	\$15,655,318
May	\$14,354,699	\$0	\$14,354,699
June	\$38,132,033	\$0	\$38,132,033
Year to Date	\$188,375,931	\$26,641,558	\$161,734,373



Executive Summary

Crowley ISD 199 2024 - 2025 General Operating Budget

Line Item	July	August	September	October	November	December	January	February	March	April	May	June	Budget
Revenue													
5700 Local													
Taxes, Current Year Levy	\$437,709	\$475,723	\$176,634	\$630,887	\$3,924,671	\$24,011,000	\$28,006,346	\$23,673,529	\$782,536	\$388,426	\$254,803	\$1,585,045	\$84,347,308
Taxes, Prior Year	\$47,234	\$122,465	-\$1,576	-\$3,972	\$9,262	-\$34,558	\$108,100	\$20,990	\$74,320	-\$3,540	-\$79,717	-\$9,008	\$250,000
Penalties and Interest	\$28,052	\$14,296	-\$16,884	-\$5,671	\$16,640	\$19,314	\$133,076	\$62,398	\$51,807	\$40,167	\$47,486	\$59,319	\$450,000
Tuition and Fees	\$22,801	\$26,244	\$68,055	\$71,885	\$70,917	\$66,880	\$72,406	\$70,399	\$67,705	\$73,392	\$80,758	\$68,559	\$760,000
Investment Income	\$117,111	\$95,628	\$83,340	\$109,644	\$109,243	\$114,517	\$247,727	\$290,546	\$264,976	\$211,745	\$187,206	\$168,319	\$2,000,000
Insurance Recovery	\$0	\$0	\$0	\$0	\$0	\$0	\$0	\$0	\$0	\$0	\$0	\$0	\$0
Miscellaneous Local	\$18,512	\$11,359	\$103,721	\$25,140	\$14,451	\$95,300	\$46,829	\$14,715	\$119,870	\$24,881	\$101,398	\$8,223,823	\$8,800,000
Athletic	\$976	\$88	\$60,051	\$86,226	\$41,230	\$63,889	\$18,964	\$13,263	\$41,484	\$14,800	\$8,278	\$750	\$350,000
Other	\$4,404	\$8,336	\$9,632	\$9,468	\$12,330	\$10,589	\$17,786	\$24,372	\$25,007	\$13,584	\$29,450	\$35,043	\$200,001
5800 State													
Per Capita Apportionment	\$0	\$0	\$407,298	\$329,431	\$445,002	\$499,830	\$195,172	\$195,172	\$722,611	\$320,640	\$510,002	\$2,430,355	\$6,055,513
Foundation School Program	\$0	\$0	\$15,284,729	\$11,994,708	\$6,587,731	\$416,528	\$0	\$0	\$862,999	\$5,148,080	\$3,952,502	\$25,605,895	\$69,853,173
TRS on Behalf	\$711,417	\$762,894	\$741,594	\$748,888	\$727,712	\$770,667	\$778,513	\$770,596	\$753,635	\$746,121	\$716,553	\$1,243,837	\$9,472,426
5900 Federal													
SHARS	\$4,563	\$6,461	\$23,889	\$26,504	\$25,525	\$75,561	\$18,312	\$468,383	\$671,349	\$58,897	\$67,733	\$52,823	\$1,500,000
MAC	\$0	\$23,971	\$0	\$8,095	\$8,436	\$8,301	\$25,215	\$0	\$0	\$16,087	\$6,932	\$0	\$97,036
7900 Other Resources													
Sale of Property													
Operating Transfers In												\$2,300,000	\$2,300,000
Total	\$1,392,779	\$1,547,465	\$16,940,483	\$14,031,233	\$11,993,151	\$26,117,816	\$29,668,447	\$25,604,363	\$4,438,300	\$7,053,280	\$5,883,384	\$41,764,758	\$186,435,457

Expenses													
11 - Instructional	\$217,328	\$1,181,277	\$9,595,765	\$9,778,622	\$9,406,340	\$9,034,630	\$9,147,836	\$9,320,284	\$9,164,942	\$9,357,389	\$7,677,068	\$27,215,700	\$111,097,183
12 - Media and Library	\$20,802	\$11,631	\$86,636	\$45,814	\$42,517	\$33,335	\$33,896	\$39,597	\$44,183	\$38,228	\$40,106	\$129,161	\$565,908
13 - Staff Development	\$173,259	\$140,606	\$187,512	\$126,015	\$121,089	\$135,143	\$181,952	\$127,103	\$136,177	\$133,768	\$146,014	\$176,886	\$1,785,525
21 - Instructional Leadership	\$416,365	\$385,651	\$378,514	\$389,943	\$408,449	\$363,760	\$371,308	\$384,002	\$365,344	\$200,145	\$411,347	\$425,303	\$4,500,133
23 - School Leadership	\$5,978	\$976,606	\$1,005,720	\$986,598	\$974,019	\$973,880	\$966,994	\$999,123	\$988,392	\$971,663	\$911,781	\$1,638,602	\$11,399,355
31 - Counseling	\$53,571	\$278,615	\$546,403	\$488,367	\$485,932	\$481,987	\$489,382	\$493,054	\$490,301	\$485,559	\$470,467	\$1,125,708	\$5,889,346
33 - Health Services	\$1,283	\$38,750	\$184,831	\$160,549	\$185,590	\$162,298	\$183,537	\$187,359	\$168,012	\$163,141	\$154,838	\$537,605	\$2,127,792
34 - Student Transportation	\$3,043	\$116,024	\$682,050	\$473,765	\$2,135,187	\$1,672,488	\$922,274	\$337,475	\$1,191,911	\$1,674,798	\$2,308,885	\$1,726,535	\$13,244,434
36 - Extracurricular Activity	\$50,155	\$113,723	\$401,570	\$466,339	\$458,159	\$516,026	\$405,071	\$453,930	\$457,271	\$502,031	\$298,161	\$1,080,013	\$5,202,450
41 - General Administration	\$1,609,203	\$940,745	\$800,212	\$542,787	\$553,539	\$606,125	\$431,875	\$525,825	\$452,700	\$302,121	\$431,271	\$828,995	\$8,025,399
51 - Maintenance and Operations	\$570,874	\$1,913,847	\$1,753,860	\$1,798,616	\$1,904,241	\$1,367,696	\$1,800,903	\$1,447,792	\$1,598,294	\$1,458,564	\$1,274,835	\$2,579,862	\$19,469,383
52 - Security	\$111,571	\$256,753	\$264,835	\$235,467	\$212,326	\$246,044	\$183,718	\$178,082	\$185,601	\$283,454	\$144,189	\$462,096	\$2,764,136
53 - Data Processing	\$173,559	\$245,169	\$334,916	\$270,594	\$168,469	\$152,621	\$186,570	\$133,359	\$248,350	\$84,300	\$85,737	\$203,242	\$2,286,887
61 - Community Involvement	\$1,166	\$2,901	\$3,780	\$1,223	\$0	\$3,553	\$698	\$713	\$1,484	\$157	\$0	\$2,325	\$18,000
71 - Debt Services	\$0	\$0	\$0	\$0	\$0	\$0	\$0	\$0	\$0	\$0	\$0	\$0	\$0
81 - Cap Expenditures	\$0	\$0	\$0	\$0	\$0	\$0	\$0	\$0	\$0	\$0	\$0	\$0	\$0
99 - Intergovernmental	\$0	\$0	\$0	\$0	\$0	\$0	\$0	\$0	\$0	\$0	\$0	\$0	\$0
Total	\$3,408,157	\$6,602,299	\$16,226,605	\$15,764,700	\$17,055,857	\$15,749,587	\$15,306,014	\$14,627,698	\$15,492,963	\$15,655,318	\$14,354,699	\$38,132,033	\$188,375,931

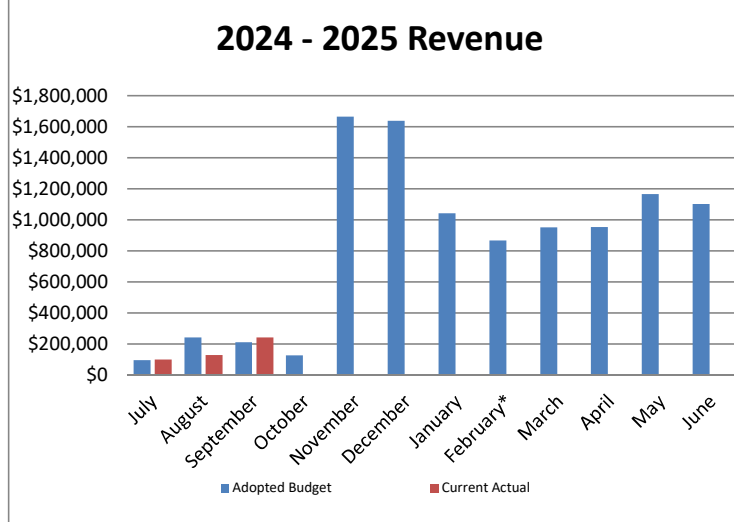


Crowley ISD 2024 - 2025 Financial Report - Child Nutrition Fund

September 2024

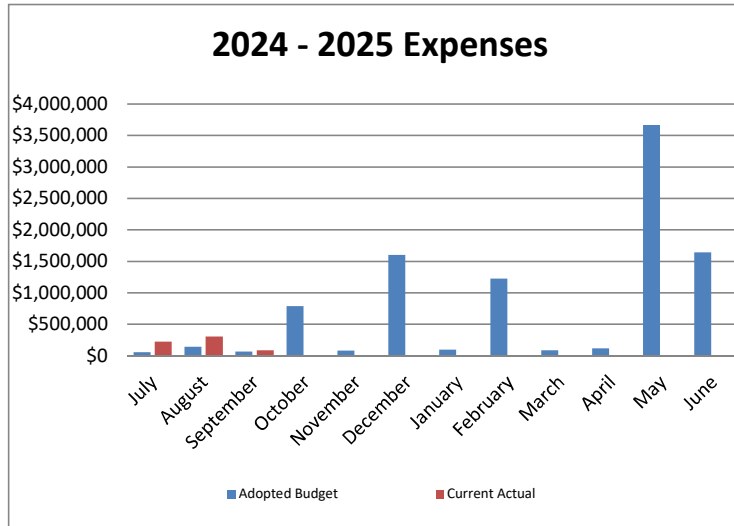
Revenue

Month	Adopted Budget	Current Actual	Variance
July	\$94,116	\$99,272	-\$5,156
August	\$241,442	\$126,777	\$114,664
September	\$209,250	\$240,096	-\$30,845
October	\$125,823		\$125,823
November	\$1,664,985		\$1,664,985
December	\$1,637,458		\$1,637,458
January	\$1,042,114		\$1,042,114
February*	\$865,001		\$865,001
March	\$949,775		\$949,775
April	\$953,528		\$953,528
May	\$1,165,880		\$1,165,880
June	\$1,100,087		\$1,100,087
Year to Date	\$10,049,460	\$466,145	\$9,583,315



Expenses

Month	Adopted Budget	Current Actual	Variance
July	\$51,518	\$222,137	-\$170,620
August	\$139,787	\$304,438	-\$164,651
September	\$65,544	\$83,872	-\$18,328
October	\$787,774		\$787,774
November	\$79,316		\$79,316
December	\$1,601,242		\$1,601,242
January	\$94,593		\$94,593
February	\$1,224,532		\$1,224,532
March	\$83,824		\$83,824
April	\$116,539		\$116,539
May	\$3,665,529		\$3,665,529
June	\$1,639,263		\$1,639,263
Year to Date	\$9,549,461	\$610,448	\$8,939,013



Executive Summary

Crowley ISD 2024 - 2025 Child Nutrition Budget

Line Item	July	August	September	October	November	December	January	February	March	April	May	June	Budget
Revenue													
5700 Local													
Investment Income	\$20,383	\$24,499	\$21,545	\$20,871	\$22,450	\$23,028	\$21,939	\$23,391	\$25,850	\$23,043	\$24,947	\$22,873	\$274,819
Miscellaneous Local	\$0	\$0	\$0	\$0	\$0	\$0	\$0	\$0	\$0	\$0	\$313	\$382	\$695
Food Service Activity	\$3,651	\$129,790	\$153,924	\$103,618	\$115,441	\$92,313	\$113,121	\$124,213	\$116,618	\$72,182	\$85,577	\$45,874	\$1,156,323
Other													\$0
5800 State													
State Program Revenues	\$0	\$0	\$0	\$0	\$0	\$0	\$0	\$0	\$40,229	\$0	\$0	\$0	\$40,229
TRS on Behalf	\$752	\$1,481	\$1,054	\$190	\$0	\$0	\$505	\$324	\$313	\$0	\$0	\$0	\$4,620
5900 Federal													
School Breakfast Program	\$69,330	\$85,670	\$32,728	\$1,143	\$378,987	\$376,569	\$501,957	\$128,074	\$331,383	\$502,758	\$72,248	\$306,228	\$2,787,076
National School Lunch Program	\$0	\$0	\$0	\$0	\$1,148,108	\$1,145,548	\$404,592	\$589,000	\$435,381	\$355,545	\$982,795	\$724,729	\$5,785,698
7900 Other Resources													
Other													\$0
Total	\$94,116	\$241,442	\$209,250	\$125,823	\$1,664,985	\$1,637,458	\$1,042,114	\$865,001	\$949,775	\$953,528	\$1,165,880	\$1,100,087	\$10,049,460
*Expenses													
35 - Food Service	\$5,219	\$97,993	\$6,534	\$724,546	\$15,461	\$1,574,000	\$19,000	\$1,170,221	\$25,787	\$65,628	\$3,636,205	\$1,589,008	\$8,929,602
51 - Maintenance and Operations	\$46,299	\$41,794	\$59,010	\$63,228	\$63,855	\$27,242	\$75,593	\$54,311	\$58,037	\$50,912	\$29,323	\$50,255	\$619,858
Total	\$51,518	\$139,787	\$65,544	\$787,774	\$79,316	\$1,601,242	\$94,593	\$1,224,532	\$83,824	\$116,539	\$3,665,529	\$1,639,263	\$9,549,461

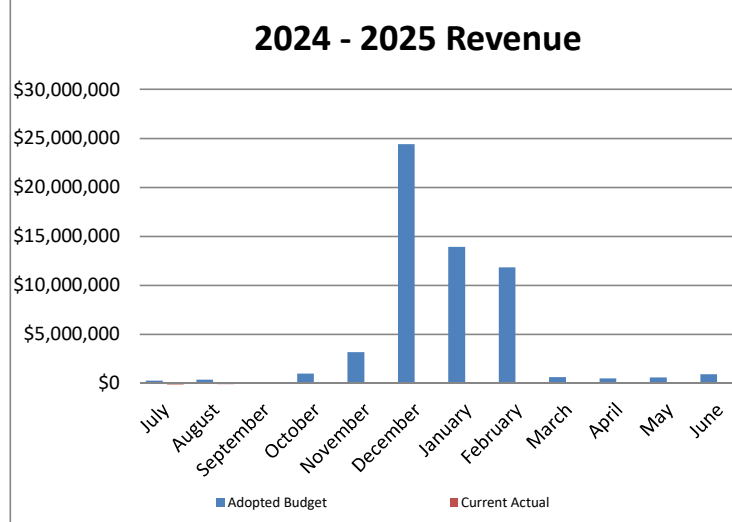


Crowley ISD 2024 - 2025 Financial Report - Debt Service (I&S) Fund

September 2024

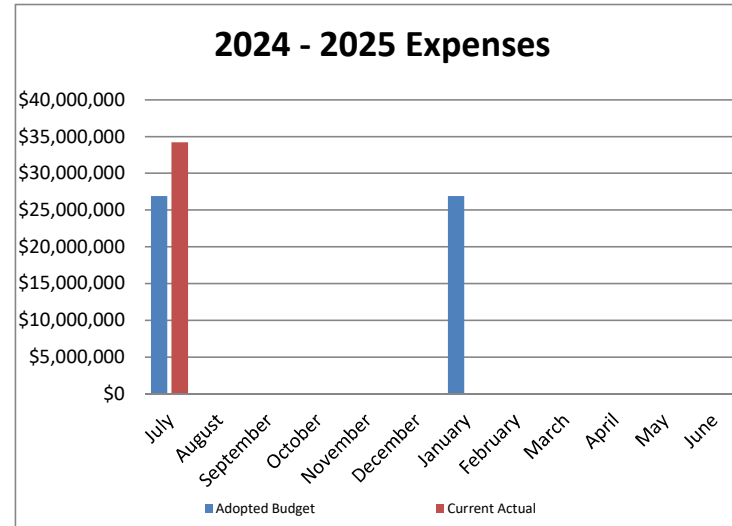
Revenue

Month	Adopted Budget	Current Actual	Variance
July	\$255,888	-\$105,342	\$361,230
August	\$365,907	-\$84,494	\$450,401
September	\$103,654	\$23,301	\$80,352
October	\$975,076		\$975,076
November	\$3,186,289		\$3,186,289
December	\$24,391,734		\$24,391,734
January	\$13,911,162		\$13,911,162
February	\$11,816,549		\$11,816,549
March	\$626,464		\$626,464
April	\$501,437		\$501,437
May	\$586,521		\$586,521
June	\$924,941		\$924,941
Year to Date	\$57,645,621	-\$166,535	\$57,812,156



Expenses

Month	Adopted Budget	Current Actual	Variance
July	\$26,897,629	\$34,217,741	-\$7,320,112
August	\$0	\$0	\$0
September	\$0	\$1,400	-\$1,400
October	\$0	\$0	\$0
November	\$0	\$0	\$0
December	\$0	\$0	\$0
January	\$26,903,629		\$26,903,629
February	\$0		\$0
March	\$0		\$0
April	\$0		\$0
May	\$0		\$0
June	\$6,000		\$6,000
Year to Date	\$53,807,258	\$34,219,141	\$19,588,117



Executive Summary

Crowley ISD 2024 - 2025 Debt Service Budget

Line Item	July	August	September	October	November	December	January	February	March	April	May	June	Budget
Revenue													
5700 Local													
Taxes, Current Year Levy	\$156,686	\$300,000	\$27,937	\$882,264	\$3,078,731	\$24,102,028	\$13,694,342	\$11,582,819	\$303,078	\$165,451	\$242,286	\$219,334	\$54,754,956
Penalties and Interest	\$14,573	\$4,451	\$4,062	\$4,992	\$1,649	\$3,625	\$1,037	\$14,844	\$17,977	\$13,871	\$10,255	\$30,250	\$121,588
Investment Income	\$84,629	\$61,455	\$68,654	\$87,820	\$105,909	\$136,081	\$215,782	\$218,885	\$305,410	\$322,115	\$333,980	\$323,760	\$2,264,480
Miscellaneous Local												\$4,597	\$4,597
Other													\$0
5800 State													\$0
State Program Revenues	\$0	\$0	\$3,000	\$0	\$0	\$150,000	\$0	\$0	\$0	\$0	\$0	\$347,000	\$500,000
5900 Federal													\$0
Other													\$0
7900 Other Resources													\$0
Sale of Bonds													\$0
Operating Transfers In													\$0
Prm or Disc on Bond Refi													\$0
Total	\$255,888	\$365,907	\$103,654	\$975,076	\$3,186,289	\$24,391,734	\$13,911,162	\$11,816,549	\$626,464	\$501,437	\$586,521	\$924,941	\$57,645,621
Expenses													
71-6511 - Principal	\$6,407,516	\$0	\$0	\$0	\$0	\$0	\$6,407,516	\$0	\$0	\$0	\$0	\$0	\$12,815,031
71-72-6521 - Interest	\$20,490,113	\$0	\$0	\$0	\$0	\$0	\$20,490,113	\$0	\$0	\$0	\$0	\$0	\$40,980,226
71-73-6599 - Cost of issuance	\$0	\$0	\$0	\$0	\$0	\$0	\$6,000	\$0	\$0	\$0	\$0	\$6,000	\$12,000
00-8949 - Bond Refi Securities													\$0
Total	\$26,897,629	\$0	\$0	\$0	\$0	\$0	\$26,903,629	\$0	\$0	\$0	\$0	\$6,000	\$53,807,257