



Summer Learning Update

April 29, 2021





- **Connect** to the campus
- **Target** students in greatest need
- **Partner** to extend the day
- **Provide** quality programming

Elementary



V = Virtual
H = Hybrid
C = Centralized

Elementary



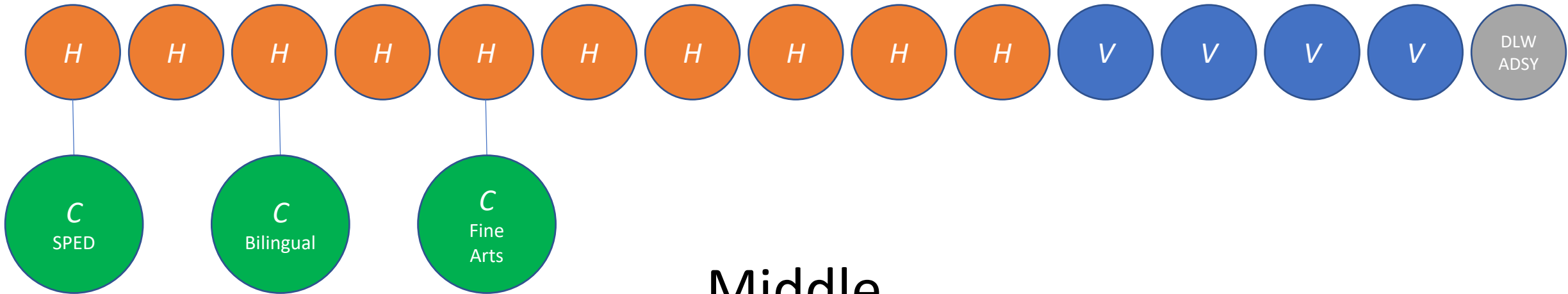
V = Virtual
H = Hybrid
C = Centralized

Elementary



V = Virtual
H = Hybrid
C = Centralized

Elementary

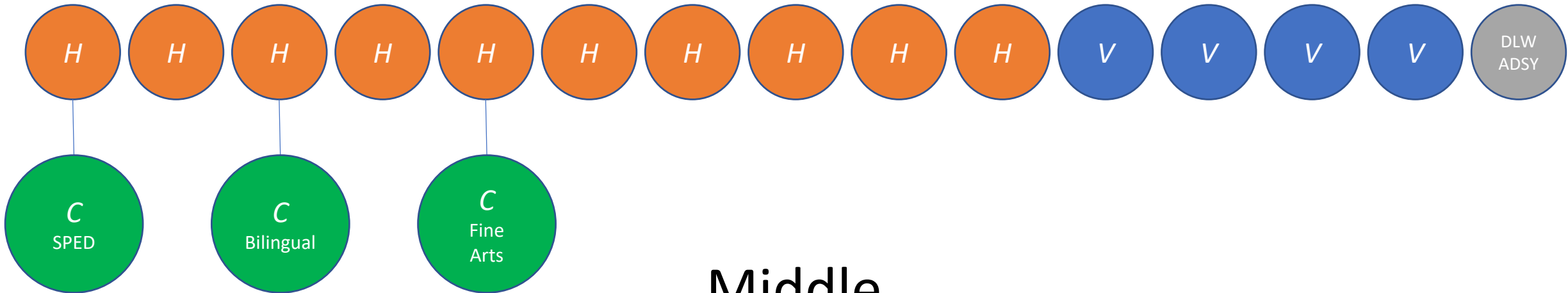


Middle

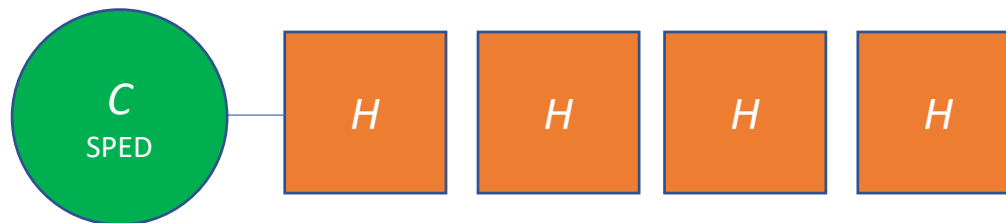


V = Virtual
H = Hybrid
C = Centralized

Elementary




Middle



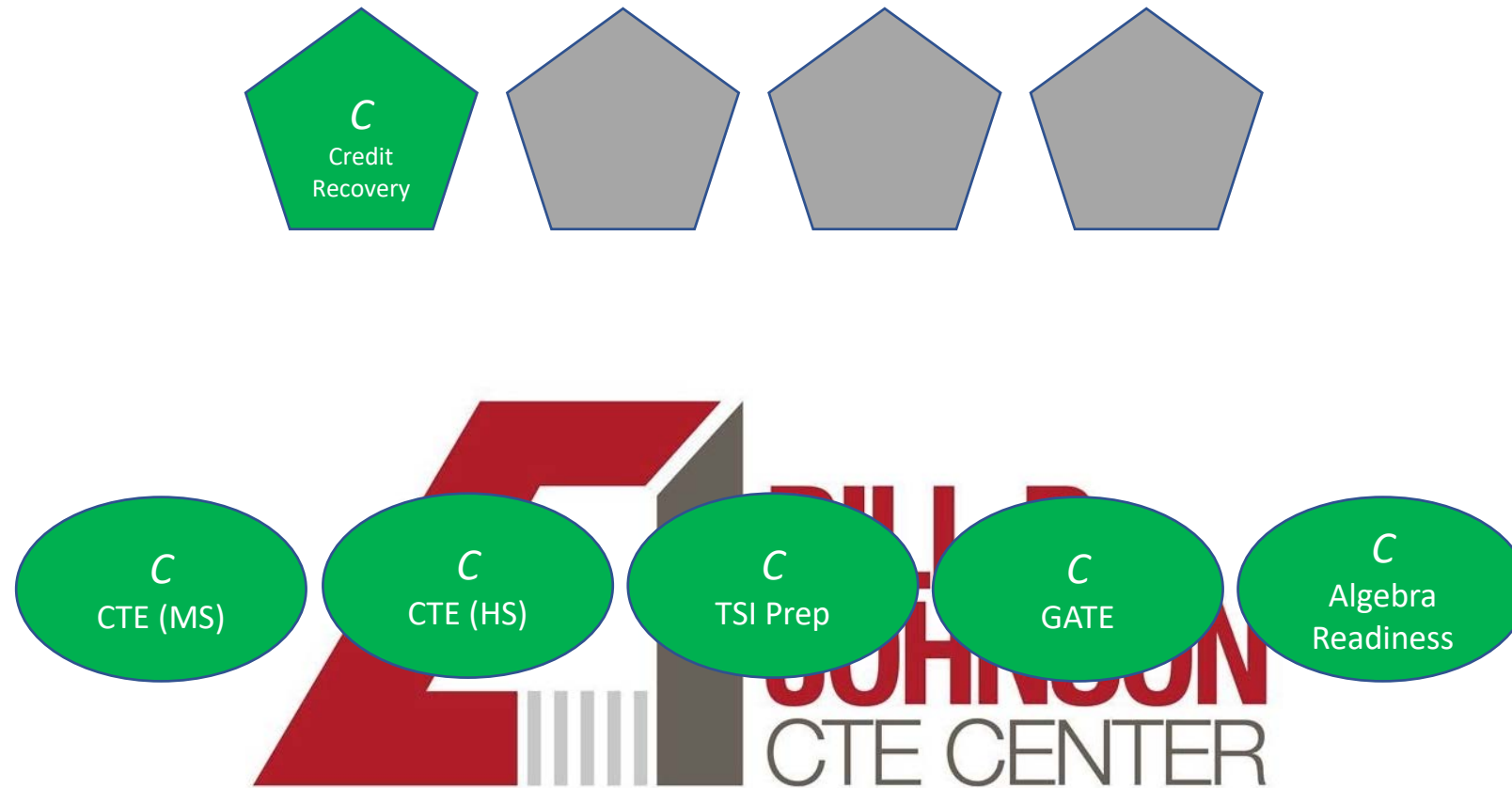
V = Virtual
H = Hybrid
C = Centralized

High School




V = Virtual
H = Hybrid
C = Centralized

High School




V = Virtual
H = Hybrid
C = Centralized

Elementary



All COVID protocols in place for the 2020-2021 school year will remain in place for Summer Programs.

Middle



Summer learning is
both open and
focused.

Target Highest Needs Students



Student Information					Math Data					Reading Data					Absences		Scores							
Other ID	Last Name	First	Home Email	Primary Phone #	MAP		Winter Benchmark			1st Sem.		BAS		MAP		Winter Benchmark			1st Sem.	Absences	Cal c	Score Adjust	Score Set	
					MOY	RIT	Approaches	Calc	Meets	Calc	Grade	Calc	MOY	BAS	Calc	MOY	Calc	Approaches						Calc
179		2	No	1	No	1	72			Does Not Meet Expectations (N and below)	1	188	2	No	1	No	1	62	1	8	2	11	11	
191		2	No	1	No	1	67	1		Does Not Meet Expectations (N and below)	1	185	2	No	1	No	1	72		8	2	11	11	
167		2	No	1	No	1	72			Does Not Meet Expectations (N and below)	1	165	2	No	1	No	1			4	1	10	10	
176		2	No	1	No	1	8	1		Does Not Meet Expectations (N and below)	1	168	2	No	1	No	1			2		10	10	
177		2	No	1	No	1	75			Does Not Meet Expectations (N and below)	1	179	2	No	1	No	1	71		2		9	9	
181		2	No	1	No	1	79			Does Not Meet Expectations (N and below)	1	178	2	No	1	No	1	79		2		9	9	
183		2	No	1	No	1				Does Not Meet Expectations (N and below)	1	173	2	No	1	No	1			3		9	9	
187		2	No	1	No	1	75			Does Not Meet Expectations (N and below)	1	177	2	No	1	No	1	81				9	9	
188		2	No	1	No	1	83			Does Not Meet Expectations (N and below)	1	172	2	No	1	No	1	64	1	1		9	9	
190		2	No	1	No	1	82			Does Not Meet Expectations (N and below)	1	178	2	No	1	No	1	7	1	1		9	9	
191		2	No	1	No	1	87			Meets Expectations (O)		184	2	No	1	No	1	75		7	1	9	9	
184		2					83			Does Not Meet Expectations (N and below)	1	176	2	No	1	No	1	71		8	2	9	9	
189		2	No	1	No	1	42	1		Does Not Meet Expectations (N and below)	1	172	2				69	1	4	1	9	9		
200		1	No	1	No	1				Does Not Meet Expectations (N and below)	1	187	1	No	1	No	1			4	1	8	8	
189		2	Yes		No	1	8	1		Does Not Meet Expectations (N and below)	1	196	1	No	1	No	1	74		3		8	8	
182		2	No	1	No	1	62	1		Does Not Meet Expectations (N and below)	1	185	2	Yes		No	1	7	1	3		8	8	
191		2	No	1	No	1	84			Does Not Meet Expectations (N and below)	1	192	1	Yes		No	1	71		5	1	8	8	
193		1	No	1	No	1	79			Does Not Meet Expectations (N and below)	1	184	2	Yes		No	1	73		6	1	8	8	
201		1	No	1	No	1	8	1		Does Not Meet Expectations (N and below)	1	186	2	Yes		No	1	75		5	1	8	8	
177		2	No	1	No	1				Does Not Meet Expectations (N and below)	1	179	2							4	1	8	8	
186		2	No	1	No	1					204	1	No	1	No	1			3		7	7		
196		1	No	1	No	1	79				173	2	No	1	No	1	85				7	7		
198		1	No	1	No	1	74				184	2	No	1	No	1	73		3		7	7		
187		2	Yes		No	1	76				187	1	No	1	No	1	74		5	1	7	7		
194		1	Yes		No	1	76			Does Not Meet Expectations (N and below)	1	190	1	No	1	No	1	7	1	7	1	7	7	
198		1	Yes		No	1	89			Does Not Meet Expectations (N and below)	1	194	1	No	1	No	1	78		5	1	7	7	
180		2	No	1	No	1	76				178	2	Yes		No	1	73				7	7		
189		2	No	1	No	1	74				181	2	Yes		No	1	76		3		7	7		
190		2	No	1	No	1	88			Does Not Meet Expectations (N and below)	1	201	1	Yes		No	1	77		1		7	7	
199		1	No	1	No	1	77			Does Not Meet Expectations (N and below)	1	194	1	Yes		No	1	79		5	1	7	7	
184		2								Does Not Meet Expectations (N and below)	1	195	1	Yes		No	1			10	2	7	7	
			No	1	No	1	61	1		Does Not Meet Expectations (N and below)	1	189	1	Yes		Yes		66	1	8	2	7	7	
180		2	No	1	No	1	78			Does Not Meet Expectations (N and below)	1	188	1	Yes		Yes		72		5	1	7	7	
187		2	No	1	No	1	86			Does Not Meet Expectations (N and below)	1	200	1	Yes		Yes		78		7	1	7	7	
			No	1	No	1	65	1		Does Not Meet Expectations (N and below)	1	185	2	Yes		Yes		67	1	4	1	7	7	
197		1	No	1	No	1	87			Meets Expectations (O)		190	1	No	1	No	1	84		2		6	6	
195		1	Yes		No	1	79				180	2	No	1	No	1	73		1		6	6		
196		1	Yes		No	1					170	2	No	1	No	1			2		6	6		
194		1	No	1	No	1	75			Does Not Meet Expectations (N and below)	1	190	1	Yes		No	1	79				6	6	
186		2	No	1	No	1	79			Exceeds Expectations (P - Z)		197	1	Yes		Yes		73		4	1	6	6	
187		2	No	1	No	1	83			Does Not Meet Expectations (N and below)	1	211	1	Yes		Yes		78		1		6	6	
190		2	Yes		No	1	9	1		Meets Expectations (O)		199	1	Yes		Yes		79		4	1	6	6	
			No	1	No	1				Does Not Meet Expectations (N and below)	1	166	2					68	1	5	1	6	6	
177		2	No	1	No	1	74			Does Not Meet Expectations (N and below)	1	200	1					85		2		6	6	
195		1								Does Not Meet Expectations (N and below)	1	185	2							8	2	6	6	
195		1	Yes		No	1	79				196	1	No	1	No	1	77		2		5	5		
196		1	Yes		No	1	84			Exceeds Expectations (P - Z)		196	1	No	1	No	1	79		2		5	5	
209			Yes		No	1	81			Does Not Meet Expectations (N and below)	1	196	1	No	1	No	1	82				5	5	
196		1	Yes		Yes		87			Does Not Meet Expectations (N and below)	1	195	1	No	1	No	1	89				5	5	
189		2	Yes		No	1	87			Exceeds Expectations (P - Z)		194	1	Yes		No	1	84				5	5	
197		1	Yes		No	1					183	2	Yes		No	1					2		5	5
201		1	Yes		No	1	79				193	1	Yes		No	1	79				7	1	5	5
187		2	No	1	No	1					190	1	Yes		Yes								5	5
189		2	No	1	No	1	77			Meets Expectations (O)		197	1	Yes		Yes		82		1		5	5	
193		1	No	1	No	1	67	1			191	1	Yes		Yes		79						5	5
185		2	Yes		No	1	78			Does Not Meet Expectations (N and below)	1	195	1	Yes		Yes		83		1		5	5	

Target Highest Needs Students



Math Data								Reading Data								Absences		Scores					
MAP		Winter Benchmark				1st Sem.		BAS		MAP		Winter Benchmark				1st Sem.		Absences	Cal c	Score Adjust	Score Set		
MOY	RIT	Calc	Winter BMK Approaches	Calc	Winter BMK Meets	Calc	Grade	Calc	MOY	BAS	Calc	RIT	Calc	Winter BMK Approaches	Calc	Winter BMK Meets	Calc	Grade	Calc	Absences	Cal c	Score Adjust	Score Set
179		2	No	1	No	1	72		Does Not Meet Expectations (N and below)	1		186	2	No	1	No	1	62	1	8	2	11	11



Target Highest Needs Students



Student Information					Math Data						Reading Data						Absences		Scores						
Other ID	Last Name	First	Home Email	Primary Phone #	MAP		Winter Benchmark			1st Sem.		BAS			MAP		Winter Benchmark			1st Sem.		Absences	Cal c	Score Adjust	Score Set
					MOY	RIT	Approaches	Calc	Meets	Calc	Grade	Calc	MOY	BAS	Calc	MOY	Calc	Approaches	Calc	Meets	Calc				
179	2	No	1	No	1	72	Does Not Meet Expectations (N and below)	1	188	2	No	1	No	1	62	1	8	2	11	11					
191	2	No	1	No	1	67	1	185	2	No	1	No	1	72		8	2	11	11						
167	2	No	1	No	1	72	Does Not Meet Expectations (N and below)	1	165	2	No	1	No	1		4	1	10	10						
176	2	No	1	No	1	8	1	168	2	No	1	No	1		2	10	10								
177	2	No	1	No	1	75	Does Not Meet Expectations (N and below)	1	179	2	No	1	No	1	71		2	9	9						
181	2	No	1	No	1	79	Does Not Meet Expectations (N and below)	1	178	2	No	1	No	1	79		2	9	9						
183	2	No	1	No	1		Does Not Meet Expectations (N and below)	1	173	2	No	1	No	1		3	9	9							
187	2	No	1	No	1	75	Does Not Meet Expectations (N and below)	1	177	2	No	1	No	1	81		9	9							
188	2	No	1	No	1	83	Does Not Meet Expectations (N and below)	1	172	2	No	1	No	1	64	1	1	9	9						
190	2	No	1	No	1	82	Does Not Meet Expectations (N and below)	1	178	2	No	1	No	1	7	1	1	9	9						
191	2	No	1	No	1	87	Meets Expectations (O)		184	2	No	1	No	1	75		7	1	9	9					
184	2					83	Does Not Meet Expectations (N and below)	1	176	2	No	1	No	1	71		8	2	9	9					
189	2	No	1	No	1	42	1	172	2					69	1	4	1	9	9						
200	1	No	1	No	1		Does Not Meet Expectations (N and below)	1	187	1	No	1	No	1		4	1	8	8						
189	2	Yes		No	1	8	1	198	1	No	1	No	1	74		3	8	8							
182	2	No	1	No	1	62	1	185	2	Yes		No	1	7	1	3	8	8							
191	2	No	1	No	1	84		192	1	Yes		No	1	71		5	1	8	8						
193	1	No	1	No	1	79	Does Not Meet Expectations (N and below)	1	184	2	Yes		No	1	73		6	1	8	8					
201	1	No	1	No	1	8	1	186	2	Yes		No	1	75		5	1	8	8						
177	2	No	1	No	1		Does Not Meet Expectations (N and below)	1	179	2					4	1	8	8							
186	2	No	1	No	1			204	1	No	1	No	1		3	7	7								
196	1	No	1	No	1	79		173	2	No	1	No	1	85		7	7								
198	1	No	1	No	1	74		184	2	No	1	No	1	73		3	7	7							
187	2	Yes		No	1	76		187	1	No	1	No	1	74		5	1	7	7						
194	1	Yes		No	1	76	Does Not Meet Expectations (N and below)	1	190	1	No	1	No	1	7	1	7	7							
198	1	Yes		No	1	89	Does Not Meet Expectations (N and below)	1	194	1	No	1	No	1	78		5	1	7	7					
180	2	No	1	No	1	76		178	2	Yes		No	1	73		7	7								
189	2	No	1	No	1	74		181	2	Yes		No	1	76		3	7	7							
190	2	No	1	No	1	88	Does Not Meet Expectations (N and below)	1	201	1	Yes		No	1	77		1	7	7						
199	1	No	1	No	1	77	Does Not Meet Expectations (N and below)	1	194	1	Yes		No	1	79		5	1	7	7					
184	2						Does Not Meet Expectations (N and below)	1	195	1	Yes		No	1		10	2	7	7						
		No	1	No	1	61	1	189	1	Yes		Yes		66	1	8	2	7	7						
180	2	No	1	No	1	78	Does Not Meet Expectations (N and below)	1	188	1	Yes		Yes		72		5	1	7	7					
187	2	No	1	No	1	86	Does Not Meet Expectations (N and below)	1	200	1	Yes		Yes		78		7	1	7	7					
		No	1	No	1	65	1	185	2	Yes		Yes		67	1	4	1	7	7						
197	1	No	1	No	1	87	Meets Expectations (O)		190	1	No	1	No	1	84		2	6	6						
195	1	Yes		No	1	79		180	2	No	1	No	1	73		1	6	6							
196	1	Yes		No	1			170	2	No	1	No	1			2	6	6							
194	1	No	1	No	1	75	Does Not Meet Expectations (N and below)	1	190	1	Yes		No	1	79		6	6							
186	2	No	1	No	1	79	Exceeds Expectations (P - Z)		197	1	Yes		Yes		73		4	1	6	6					
187	2	No	1	No	1	83	Does Not Meet Expectations (N and below)	1	211	1	Yes		Yes		78		1	6	6						
190	2	Yes		No	1	9	1	199	1	Yes		Yes		79		4	1	6	6						
		No	1	No	1		Does Not Meet Expectations (N and below)	1	166	2					68	1	5	1	6	6					
177	2	No	1	No	1	74	Does Not Meet Expectations (N and below)	1	200	1					85		2	6	6						
195	1						Does Not Meet Expectations (N and below)	1	185	2						8	2	6	6						
195	1	Yes		No	1	79		196	1	No	1	No	1	77		2	5	5							
196	1	Yes		No	1	84	Exceeds Expectations (P - Z)		196	1	No	1	No	1	79		2	5	5						
209		Yes		No	1	81	Does Not Meet Expectations (N and below)	1	196	1	No	1	No	1	82		5	5							
196	1	Yes		Yes		87	Does Not Meet Expectations (N and below)	1	195	1	No	1	No	1	89		5	5							
189	2	Yes		No	1	87	Exceeds Expectations (P - Z)		194	1	Yes		No	1	84		5	5							
197	1	Yes		No	1			183	2	Yes		No	1			2	5	5							
201	1	Yes		No	1	79		193	1	Yes		No	1	79		7	1	5	5						
187	2	No	1	No	1			190	1	Yes		Yes				1	5	5							
189	2	No	1	No	1	77	Meets Expectations (O)		197	1	Yes		Yes		82		1	5	5						
193	1	No	1	No	1	67	1	191	1	Yes		Yes		79		5	5								
185	2	Yes		No	1	78	Does Not Meet Expectations (N and below)	1	195	1	Yes		Yes		83		1	5	5						

Reduce credit recovery costs by 75%

(from \$160 to \$40 / credit hour)


Provide free bus transportation to all hybrid and CTE programs

Provide free breakfast and lunch at all hybrid program sites

Offer focused intensives for Special Education programs

(Life Skills / RISE / Functional Academics / Deaf Youth Literacy Camp / ESY)

Partner to Extend the Day





- **Connect** to the campus
- **Target** students in greatest need
- **Partner** to extend the day
- **Provide** quality programming



Summer Learning Update

April 29, 2021

